

# Biotinylated Human IL-18 Protein (Primary Amine Labeling)

Cat. No. IL1-HE018B

Description	
Source	Recombinant Biotinylated Human IL-18 Protein (Primary Amine Labeling) is expressed from E.coli without tag. It contains Tyr37-Asp193.
Accession	Q14116
Molecular Weight	The protein has a predicted MW of 18.2 kDa same as Tris-Bis PAGE result.
Endotoxin	Less than 1EU per µg by the LAL method.
Purity	> 95% as determined by Tris-Bis PAGE > 90% as determined by HPLC

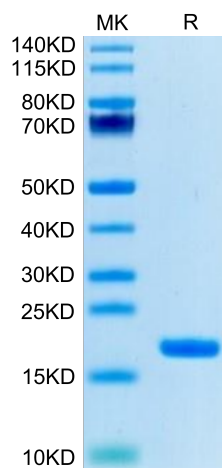
Formulation and Storage	
Formulation	Supplied as 0.22µm filtered solution in 20mM PB, 250mM NaCl, 50mM L-arginine (pH 7.4).
Storage	Valid for 12 months from date of receipt when stored at -80°C. Recommend to aliquot the protein into smaller quantities for optimal storage. Please minimize freeze-thaw cycles.

**Background**

Interleukin (IL)-18 was originally discovered as a factor that enhanced IFN-γ production from anti-CD3-stimulated Th1 cells, especially in the presence of IL-12. Upon stimulation with Ag plus IL-12, naïve T cells develop into IL-18 receptor (IL-18R) expressing Th1 cells, which increase IFN-γ production in response to IL-18 stimulation.

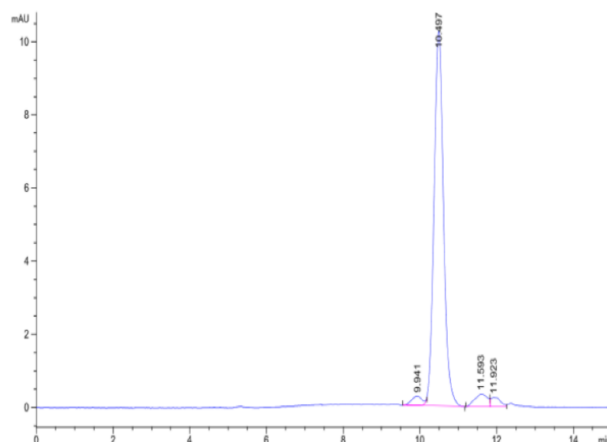
## Assay Data

### Tris-Bis PAGE



Biotinylated Human IL-18 on Tris-Bis PAGE under reduced condition. The purity is greater than 95%.

### SEC-HPLC



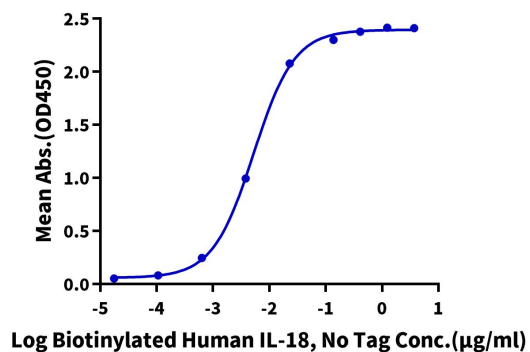
The purity of Biotinylated Human IL-18 is greater than 90% as determined by SEC-HPLC.

Assay Data

ELISA Data

**Biotinylated Human IL-18, No Tag ELISA**

0.5µg Human IL-18BP, hFc Tag Per Well



Immobilized Human IL-18BP, hFc Tag at 5µg/ml (100µl/well) on the plate. Dose response curve for Biotinylated Human IL-18, No Tag with the EC50 of 5.2ng/ml determined by ELISA.